

**NEW**

AUGUST 24, 2015

CLOSER TO THE STARS YOU LOVE

# closer




**Audrey Hepburn**

**RARE PHOTOS OF THE LEGEND**




**Reba McEntire**

**INSIDE HER SHOCKING SPLIT**



**Helen Reddy**

**A HEARTBREAKING HEALTH BATTLE**



**Frank Sinatra & Ava Gardner**

**THEIR DANGEROUS LOVE AFFAIR**

**NO-STRESS STRATEGIES FOR A QUICK SLIMDOWN**

**WORLD EXCLUSIVE**  
More Pics Inside



**Lorenzo in 1986**



**Lorenzo & Family**

**Falcon Crest's Lorenzo Lamas**

# My Wife Gave Birth to My Grandson!

After his daughter's pregnancy ended tragically, the star & his wife offered up the ultimate gift. Meet Lyon, the miracle baby who brought their family back together!



# Add Leafy Accents for INSTANT SERENITY


These elegant (and effortless!) ideas turn any patio into a relaxing setting that echoes the lush beauty of the season

**A**hh...reminiscing with our nearest and dearest over fresh alfresco suppers is a summer tradition that fills us with peace and joy. And to make our next gathering one that has guests happily lingering into the evening, we're following the advice of celebrity designer Jennifer Corredor, founder of J Design Group in Miami ([jdesigngroup.com](http://jdesigngroup.com)), and dressing our outdoor space with an organic color palette that echoes the season's natural beauty. "Choosing crisp green and neutral white captures the look of a shady, lush forest," says Corredor, who works with NFL stars and movie executives. "This creates a relaxing, cooling scene for guests."

To get the look without spending a lot of time (or money!), shop your own home and yard, advises Corredor. "When I host an impromptu get-together, I repurpose elements I have on hand. This makes prep easier." Here, a plain wood table is topped with simple green and white dinnerware, candle-filled emerald tumblers and water glasses turned floral vases. And rather than showcasing a statement bouquet as a centerpiece, a glass pedestal plate (or cake stand) is topped with holiday ornaments for a sculptural finishing touch. Adds Corredor: "Sprinkling on a few loose blossoms and other natural elements polishes off the table with texture *and* interest—it's a setting sure to impress!" Read on for more savvy ideas.

"A green-and-white palette sets the tone for an enchanting summer scene."

*Celebrity designer  
Jennifer Corredor*





### DELIGHT GUESTS WITH A TABLETOP POND

Water, leaves, blooms and twinkling candles come together for a rustic yet refined accent. To do: Clip 12 leaf sprigs from 4 different shrubs and cut to 3 inches. Coil floral wire around the rim of a small round tray, twisting the ends. Use 2" wire clippings to affix sprigs to the ring. Add water to tray and set candle disks and blooms afloat.



PHOTOS: STOCKFOOD; FRIEDRICH STRAUSS; DECO & STYLE. TEXT: MELISSA D'AGNESE

### GRACE PLACE SETTINGS WITH FRESH-PICKED CUFFS

Botanical bands give a lovely fragrant lift to rolled napkin rings. To do: Cut one 8" length of floral wire for the base of each band. Snip 12 herb sprigs to 2 inches and use 2"-long wire clippings to attach each stem to the base, overlapping to create a garland. Twist the ends together to form a ring and slip it over a rolled dinner napkin.